

City of Edgewood, Florida

BUDGET 2020

Operating Budget Fiscal Year 2019/2020


Adopted on October 1, 2019

405 Bagshaw Way

Edgewood, FL 32809

(407) 851-2920

<http://www.edgewood-fl.gov/>



**City Council Members
&
Department Supervisors**

City Council Members

**Mayor
John Dowless**



**Council President
Richard Alan Horn**



**Council President Pro-tem
Ben Pierce**



**Council Member
Lee Chotas**



**Council Member
Susan Fortini**



**Council Member
Chris Rader**




Department Supervisors




Bea Meeks, City Clerk



John Freeburg, Police Chief



FY 2019/2020 BUDGET SUMMARY



FISCAL YEAR 2019-2020 BUDGET

BACKGROUND

On October 1, 2019 in a special City Council meeting, Council approved the final millage rate of 5.2500 mills.

	REAL PROPERTY (Ad Valorem)	PERSONAL PROPERTY (Tangible Tax)
2019/2020	1,695,568	150,756
2018/2019	1,504,055	119,147

(Represents 95%)

Personnel expenses for City Hall and the Police Department increased; however, it was a conservative increase.

	CITY HALL	POLICE DEPARTMENT
FY 2019/2020	\$336,803	\$1,802,378
FY 2018/2019	\$371,539	\$1,835,085
TOTAL	\$ 34,736 (decrease)	\$ 32,707 (decrease)

The decrease in personnel services was due to several factors. The employee payroll increase in the 2019/2020 fiscal year budget is 2% versus 3% in 2018/2019 fiscal year budget. The travel/training expense for City Hall was reduced due to City Clerk Meeks currently serving as the Florida Association of City Clerks (FACC). *The association will reimburse the total costs incurred for the FACC President to attend: all Board meetings, the annual FACC Summer Conference and Academy; the IIMC annual conference; the IIMC Region III annual meeting; the FACC Fall Academy, two meetings of the Florida League of Cities, and any other meeting requiring the FACC president's attendance. The Police Department costs were lower in part because the hiring of a Lieutenant was not included in the 19/20 fiscal year budget. Additionally, equipment needs were not as great; however, it is anticipated equipment replacement and/or upgrades are anticipated in the 2020/2021 fiscal year.

The City outsources some services such as legal, engineering, planning, payroll and accounting (not an inclusive list). There were no changes in these fees; budget changes were affected by the

amount of services anticipated in the 2019/2020 fiscal year. The City also has contracts with Orange County for fire and rescue services and dispatching.

	FIRE & RESCUE	*DISPATCHING	TOTAL
FY 2019/2020	\$705,568	\$72,126	\$777,696
FY 2018/2019	\$663,807	\$72,126	\$735,933
TOTAL	\$ 41,761 (increase)	\$ 0	\$ 41,761 (Annual Increase)

*Based on highest amount

EXPLANATION OF REVENUES

Further explanation of the various funds is provided below:

Explanation of Funds

Under the Generally Accepted Accounting Principles (GAAP), there are eleven funds; five of which are governmental. Generally, governmental funds account for activities financed through taxes, intergovernmental revenues, and other non-exchange revenues. Please note the following funds:

General Fund (GF): The general fund is the chief operating fund of a local government. GAAP prescribes that the general fund be used “to account for all financial resources except those required to be accounted for in another fund.” All general tax revenues and other receipts that are not located by law or contractual agreement to another fund are accounted for in this fund. From this fund are paid the general operating expenditures, the fixed charges, and the capital improvement costs that are not paid through other funds. The City’s General Fund is fund 001.

Special Revenue Funds: These are funds that account for certain revenues raised for a specific purpose. This is generally due to legal requirements, financial administration, or GAAP requirements. The City of Edgewood uses special revenue funds for Police Education (004), Police Impact Fees (003), Fire Impact Fees 0(07), and Law Enforcement Trust Fund (Seizure Account) (006).

STATE FUNDS RECEIVED:

Local Option Fuel Tax: Chapter 336, Section 0.25, Florida Statutes authorizes the levy a local option fuel tax on motor fuel and diesel fuel for purposes of construction of new roads, the reconstruction or resurfacing of existing paved roads, or the paving of existing graded roads, not including routine maintenance of roads.

Revenue Sharing Gas Tax: Chapter 206, Section 206.605, Florida Statutes authorizes a municipal revenue sharing program administered by the Department of Revenue (DOR). The program includes receipts of the 1¢ municipal tax on motor fuel for purposes of funding the purchase of transportation facilities and road and street right-of-way; construction, reconstruction, and maintenance of roads, streets, bicycle paths, and pedestrian pathways; adjustment of city-owned utilities as required by road and street construction; and construction, reconstruction, transportation

16
x

Fines & Forfeitures

The City has the following funds:

Fines & Forfeitures (GF)
Fines & Forfeitures (2 nd Dollar) These funds are used for police training and education.
LETF Income (Seizure Account)
*Red Light Citations

*In 2012 the City Council approved an Ordinance which established a method and fee for charging those who do not stop appropriately at red lights. After a thirty-day warning period, in March 2012, the City's red light cameras went live. Drivers in violation of the red light cameras receive a violation notice in the amount of \$158.00. The following explains the disbursement of this fee under Florida Statute 316.0083(3) (b):

- \$70 shall be remitted by the county or municipality to the Department of Revenue for deposit into the General Revenue Fund
- \$10 shall be remitted to the Department of Revenue for deposit into the Department of Health Emergency Medical Services Trust Fund
- \$3 shall be remitted to the Department of Revenue for deposit into the Brain and Spinal Cord Injury Trust Fund
- \$75 shall be retained by the county or municipality enforcing the ordinance enacted pursuant to this section.

Business Tax Receipts (BTR)

In addition to the BTRs the City issues, business owners are also required to obtain a BTR from the County. The annual business tax payment for commercial businesses is \$98.12 and the Business Tax payment for residential businesses is \$39.69. A penalty is assessed after September 30th pursuant to Florida Statute.

Interest

The City also receives interest on Business Tax Receipts, non-ad valorem receipts and tax receipts from the County.

Franchise Fees


A fee assessed on a business, usually a public utility, in return for its exclusive right to operate inside the city limits.

The City of Edgewood has granted franchises for electric, gas and solid waste services. An agreement between the city and a provider of public services imparts certain standards on the provider and is a contract which requires payments to the City.

Agreements:


Franchisee	Ordinance Number	Adoption Date	Expiration Date	Franchise Fee (Percent)
Spectrum f/k/a Brighthouse Networks, LLC.	2004-08	12- 7-2004	12- 7-2014	Part of Communication Services Tax
Waste Management, Inc. of Florida	2006-01	1- 3-2006	1/1/2021	Varies
Duke Energy f/k/a Progress Energy	2005-03	8-23-2005	8-23-2035	6%
Peoples Gas System (TECO)	1994-01	1-17-1995	1-26-2025	6%

*Excerpt from FACC travel policy.



2019/2020 FY BUDGET

Approved October 1, 2019



GENERAL FUND


	A	B	C	D	E	F
1	Millage Per \$1000.00 5.250					APPROVED BUDGET FISCAL YEAR 2019/2020
2						
3	FUND	DEPT	CATEGORY	GL #	ACCOUNT DESCRIPTION	
4	GENERAL REVENUES					
5	GENERAL	CITY HALL	REVENUE-TAXES	311100-01	AD VALOREM TAXES (REAL ESTATE) (95%) (4.95)	\$ 1,695,568
6	GENERAL	CITY HALL	REVENUE-TAXES	311110-01	TANGIBLE TAXES (PROPERTY & CENTRALLY ASSESSED) (95%)	\$ 150,756
7	GENERAL	CITY HALL	REVENUE-TAXES	311120-01	TANGIBLE TAXES (RAILROAD)	\$ -
8	GENERAL	CITY HALL	REVENUE-TAXES	313400-01	UTILITY/SERVICE TAX-GAS (metered/propane)	\$ 1,300
9	GENERAL	CITY HALL	REVENUE-TAXES	314100-01	UTILITY/SERVICE TAX - POWER	\$ 260,000
10	GENERAL	CITY HALL	REVENUE-TAXES	314300-01	UTILITY SERVICE TAX - WATER	\$ 55,000
11	GENERAL	CITY HALL	REVENUE-TAXES	315000-01	LOCAL COMMUNICATIONS SERVICE TAX (CST)	\$ 93,724
12					TOTAL TAXES	\$ 2,256,348
13						
14	GENERAL	CITY HALL	REVENUE-LICENSES/PERMITS/FEES	316000-01	BUSINESS TAX RECEIPTS	\$ 35,000
15	GENERAL	CITY HALL	REVENUE-LICENSES/PERMITS/FEES	321200-01	SIGN PERMITS	\$ 1,500
16	GENERAL	CITY HALL	REVENUE-LICENSES/PERMITS/FEES	321300-01	ESTATE SALES	\$ 50
17	GENERAL	CITY HALL	REVENUE-LICENSES/PERMITS/FEES	322300-01	BLDG REVIEW FEE/SITE-COMMERCIAL	\$ 1,000
18	GENERAL	CITY HALL	REVENUE-LICENSES/PERMITS/FEES	322100-01	BLDG/WIRING PERMITS	\$ -
19	GENERAL	CITY HALL	REVENUE-LICENSES/PERMITS/FEES	322400-01	BLDG REVIEW FEE/SITE-RESIDENTIAL	\$ 3,000
20	GENERAL	CITY HALL	REVENUE-LICENSES/PERMITS/FEES	322700-01	TREE PERMITS	\$ 400
21	GENERAL	CITY HALL	REVENUE-LICENSES/PERMITS/FEES	329020-01	ADMINISTRATIVE SERVICE FEE (NOTARY-RECORDS REQUEST-COPIES-LIENS)	\$ 4,000
22	GENERAL	CITY HALL	REVENUE-LICENSES/PERMITS/FEES	329000-01	RIGHT-OF-WAY PERMIT	\$ 150
23	GENERAL	CITY HALL	REVENUE-LICENSES/PERMITS/FEES	339000-01	TREE REPLACE TRUST	\$ 250
24					TOTAL LICENSES / PERMITS	\$ 45,350
25						
26	GENERAL	CITY HALL	REVENUE-INTERGOVERNMENTAL	335120-01	MUNICIPAL REVENUE SHARING	\$ 127,018
27	GENERAL	CITY HALL	REVENUE-INTERGOVERNMENTAL	335150-01	ALCOHOL BEVERAGE LICENSES	\$ 1,500
28	GENERAL	CITY HALL	REVENUE-INTERGOVERNMENTAL	335180-01	LOCAL GOVT. -1/2 CENT SALES TAX	\$ 469,470
29	GENERAL	CITY HALL	REVENUE-INTERGOVERNMENTAL	335190-01	GAS TAX REBATE	\$ 1,500
30					TOTAL INTERGOVERNMENTAL REVENUE	\$ 599,488
31						
32						
33	GENERAL	CITY HALL	REVENUE - CHARGES FOR SERVICES	323100-01	DUKE ENERGY FRANCHISE FEE	\$ 205,000
34	GENERAL	POLICE	REVENUE - CHARGES FOR SERVICES	342900-01	POLICE REPORTS (FINGER PRINTING)	\$ 15,000
35	GENERAL	POLICE	REVENUE - CHARGES FOR SERVICES	342901-01	OFF DUTY EQUIPMENT/USAGE REIMBURSEMENT	\$ 36,000
36	GENERAL	CITY HALL	REVENUE - CHARGES FOR SERVICES	343400-01	SOLID WASTE REV (RESIDENTIAL)	\$ 245,500
37	GENERAL	CITY HALL	REVENUE - CHARGES FOR SERVICES	343410-01	SOLID WASTE REV (COMMERCIAL)	\$ 55,000
38	GENERAL	CITY HALL	REVENUE - CHARGES FOR SERVICES	349000-01	LAND USE FEES	\$ 20,000
39					TOTAL CHARGES FOR SERVICES	\$ 576,500
40						
41	GENERAL	POLICE	REVENUE - FINES & FORFEITURES	352100-04	2nd DOLLAR EDUCATION	\$ 3,500
42	GENERAL	POLICE	REVENUE - FINES & FORFEITURES	352100-01	FINES & FORFEITURES (Includes Investigative Costs)	\$ 65,000
43	GENERAL	POLICE	REVENUE - FINES & FORFEITURES	352110-06	LETF / SEIZURE FUND	\$ 10,727
44	GENERAL	CITY HALL	REVENUE - FINES & FORFEITURES	354100-01	CODE ENFORCEMENT FINES	\$ 1,000
45	GENERAL	CITY HALL	REVENUE - FINES & FORFEITURES	354150-01	FALSE ALARMS	\$ 1,000
46	GENERAL	POLICE	REVENUE - FINES & FORFEITURES	359000-01	PARKING FINES	\$ 1,000
47	GENERAL	POLICE	REVENUE - FINES & FORFEITURES	352120-01	RED LIGHT CITATIONS	\$ 550,000
48					TOTAL FINES & FORFEITURES	\$ 632,227
49						
50	GENERAL	CITY HALL	REVENUE - LICENSES/PERMIT FEES	202200-01	SCHOOL IMPACT FEES - SCHOOL (97%)	\$ 8,521
51	GENERAL	CITY HALL	REVENUE - LICENSES/PERMIT FEES	363200-01	SCHOOL IMPACT FEES-EDGEWOOD (3%)	\$ 264
52	GENERAL	PD	REVENUE - CHARGES FOR SERVICES	363210-03	POLICE IMPACT FEES	\$ 193

	A	B	C	D	E	F
1	Millage Per \$1000.00 5.250					APPROVED BUDGET FISCAL YEAR 2019/2020
2						
3	FUND	DEPT	CATEGORY	GL #	ACCOUNT DESCRIPTION	
53	GENERAL	CITY HALL	REVENUE - FINES & FORFEITURES	363220-07	FIRE/RESCUE IMPACT FEES	\$ 209
54					TOTAL IMPACT FEES	\$ 9,187
55						
56	GENERAL	CITY HALL	REVENUE-MISCELLANEOUS	361200-01	INTEREST - SBA GENERAL	\$ 600
57	GENERAL	CITY HALL	REVENUE-MISCELLANEOUS	361200-08	INTEREST - SBA STORMWATER	\$ 100
58	GENERAL	CITY HALL	REVENUE-MISCELLANEOUS	361320-01	INTEREST-TAX COLLECTOR	\$ 3,000
59	GENERAL	CITY HALL	REVENUE-MISCELLANEOUS	361322-01	INTEREST-TANGIBLE TAXES	\$ 10
60	GENERAL	CITY HALL	REVENUE - MISCELLANEOUS	361325-01	INTEREST-CENTER STATE BANK	\$ 5,000
61	GENERAL	CITY HALL	REVENUE-MISCELLANEOUS	361328-01	INTEREST - GARBAGE/WASTE	\$ 450
62	GENERAL	CITY HALL	REVENUE-MISCELLANEOUS	366000-01	DONATIONS	\$ 500
63	GENERAL	CITY HALL	REVENUE-MISCELLANEOUS	364430-01	INS PROCEEDS	\$ -
64	GENERAL	PD	REVENUE-MISCELLANEOUS	367100-01	GRANTS (PD)	\$ -
65	GENERAL	CITY HALL	REVENUE-MISCELLANEOUS	369900-01	MISCELLANEOUS REVENUES (Revenues with no designated GL#)	\$ 4,000
66	GENERAL	CITY HALL	REVENUE-MISCELLANEOUS	369910-01	CITY NEWSLETTER	\$ 1,000
67	GENERAL	CITY HALL	REVENUE-LICENSES/PERMITS/FEES	369800-01	SPECIAL EVENTS(Include Sponsorships)	\$ 5,000
68	GENERAL	CITY HALL	REVENUE-LICENSES/PERMITS/FEES	369801-01	SPECIAL EVENTS(PD)	\$ -
69	GENERAL	PD	REVENUE-MISCELLANEOUS	369950-01	MISCELLANEOUS (PD)	\$ 3,000
70	GENERAL	CITY HALL	REVENUE - MISCELLANEOUS	367200-01	POSTAGE - REFUND	\$ -
71	LETF	CITY HALL	REVENUE - MISCELLANEOUS	389200-06	transfer from general	\$ -
72					TOTAL MISCELLANEOUS REVENUES	\$ 22,660
73						
74					TOTAL GENERAL FUND REVENUES	\$ 4,141,760
75						
76						
77					REVENUES	\$ 4,141,760
78					TRANSFER FROM RESERVES	\$ 88,216
79					TOTAL REVENUES	\$ 4,229,976
80	MAYOR'S PAYROLL					
81	GENERAL	CITY HALL	EXPENSE-	513201-01	Mayor's Salary (Per Charter)	\$ -
82	GENERAL	CITY HALL	EXPENSE -	513211-01	Payroll Taxes-FICA (Mayor)	\$ -
83				518221-01	Retirement Contributions	\$ -
84					MAYORS TOTAL PAYROLL	\$ -
85						
86	CITY HALL EXPENDITURES					
87	GENERAL	CITY HALL	EXPENSE-PERSONNEL	513120-01	SALARY EXPENSE - CH	\$ 135,552
88	GENERAL	POLICE	EXPENSE-PERSONNEL	513116-01	SALARY EXPENSE - CODE ENFORCEMENT OFFICER	\$ 39,996
89	GENERAL	CITY HALL	EXPENSE-PERSONNEL	513130-01	LONGEVITY PAY	\$ 1,600
90	GENERAL	CITY HALL	EXPENSE-PERSONNEL	513140-01	OVER TIME	\$ 1,000
91	GENERAL	CITY HALL	EXPENSE-PERSONNEL	513150-01	HOLIDAY BONUS	\$ 600
92	GENERAL	CITY HALL	EXPENSE-PERSONNEL	513165-01	UNEMPLOYMENT COMPENSATION	\$ -
93	GENERAL	CITY HALL	EXPENSE-PERSONNEL	513210-01	PAYROLL TAXES - FICA	\$ 13,486
94	GENERAL	CITY HALL	EXPENSE-PERSONNEL	518220-01	RETIREMENT CONTRIBUTIONS	\$ 19,769
95	GENERAL	CITY HALL	EXPENSE-PERSONNEL	513230-01	HEALTH / DENTAL / STD / LIFE INSURANCE - CH	\$ 32,500
96	GENERAL	CITY HALL	EXPENSE-PERSONNEL	513231-01	HRA (Health Reimbursement Account)	\$ 6,000
97	GENERAL	CITY HALL	EXPENSE-PERSONNEL	513520-01	APPAREL (UNIFORM)	\$ 1,000
98	GENERAL	CITY HALL	EXPENSE-PERSONNEL	513541-01	EDUCATION REIMBURSEMENT	\$ -
99					TOTAL PERSONNEL EXPENSES	\$ 251,503
100						

	A	B	C	D	E	F
1	Millage Per \$1000.00 5.250					APPROVED BUDGET FISCAL YEAR 2019/2020
2						
3	FUND	DEPT	CATEGORY	GL #	ACCOUNT DESCRIPTION	
101	GENERAL	CITY HALL	EXPENSE-OPERATIONS	513410-01	TELEPHONE/CELLULAR (19/20 moved to IT 516499-01)	\$ -
102	GENERAL	CITY HALL	EXPENSE-OPERATIONS	513411-01	POSTAGE	\$ 2,000
103	GENERAL	CITY HALL	EXPENSE - OPERATIONS	513543-01	SPECIAL EVENTS	\$ 10,000
104	GENERAL	CITY HALL	EXPENSE-OPERATIONS	513400-01	TRAVEL / TRAINING - CITY STAFF	\$ 2,000
105	GENERAL	CITY HALL	EXPENSE-OPERATIONS	513401-01	TRAVEL / TRAINING - CITY COUNCIL	\$ 2,000
106	GENERAL	CITY HALL	EXPENSE-OPERATIONS	513460-01	EQUIPMENT REPAIR/MAINTENANCE	\$ 2,000
107	GENERAL	CITY HALL	EXPENSE-OPERATIONS	513542-01	CITY NEWSLETTER	\$ 5,000
108	GENERAL	CITY HALL	EXPENSE-OPERATIONS	513490-01	MISC. CURRENT CHARGES	\$ 1,000
109	GENERAL	CITY HALL	EXPENSE-OPERATIONS	513510-01	OFFICE SUPPLIES	\$ 3,500
110	GENERAL	CITY HALL	EXPENSE-OPERATIONS	513540-01	DUES / SUBSCRIPITONS / MEMBERSHIPS	\$ 4,000
111	GENERAL	CITY HALL	EXPENSE-OPERATIONS	513620-01	CAPITAL OUTLAY - RENOVATIONS FOR CITY HALL/PD	\$ 10,000
112	GENERAL	CITY HALL	EXPENSE-OPERATIONS	513440-01	OFFICE EQUIPMENT / COPIER / RENTAL	\$ 3,000
113					TOTAL OPERATIONS EXPENSES	\$ 44,500
114						
115	GENERAL	CITY HALL	EXPENSE-GENERAL OPERATING	513470-01	PRINTING EXPENSES (WILL INCLUDE CODIFICATION-BUSINESS CARDS-NAME PLATES, ETC.)	\$ 6,000
116	GENERAL	CITY HALL	EXPENSE-GENERAL OPERATING	531430-01	UTILITIES-POWER	\$ 6,000
117	GENERAL	CITY HALL	EXPENSE-GENERAL OPERATING	533430-01	UTILITIES WATER & SEWER	\$ 2,000
118	GENERAL	CITY HALL	EXPENSE-GENERAL OPERATING	519460-01	BUILDING MAINTENANCE	\$ 7,500
119	GENERAL	CITY HALL	EXPENSE-GENERAL OPERATING	519150-01	ELECTIONS (Mayor and 2 Council Seats)	\$ 2,000
120	GENERAL	CITY HALL	EXPENSE-GENERAL OPERATING	519461-01	LANDSCAPE/BEAUTIFICATION	\$ 10,000
121	GENERAL	CITY HALL	EXPENSE-GENERAL OPERATING	519492-01	LEGAL ADS-NEW ORDINANCES	\$ 5,000
122	GENERAL	CITY HALL	EXPENSE-GENERAL OPERATING	519520-01	RECORDING - PUBLIC RECORDS	\$ 300
123	GENERAL	CITY HALL	EXPENSE-GENERAL OPERATING	574491-01	DONATIONS	\$ 2,000
124					TOTAL GENERAL OPERATING	\$ 40,800
125						
126					TOTAL EXPENSES - MAYOR'S PAYROLL /CITY HALL	\$ 336,803
127						
128	POLICE DEPARTMENT EXPENDITURES					
129	GENERAL	POLICE	EXPENSE-PERSONNEL	521151-01	SALARY EXPENSE - PD	\$ 758,200
130	GENERAL	POLICE	EXPENSE-PERSONNEL	521130-01	RESERVE OFFICERS	\$ 5,000
131	GENERAL	POLICE	EXPENSE-PERSONNEL	521121-01	SALARY EXPENSE - PD CLERK-ADMIN STAFF	\$ 151,528
132	GENERAL	POLICE	EXPENSE-PERSONNEL	521140-01	OVERTIME PAY - PD	\$ 22,000
133	GENERAL	POLICE	EXPENSE-PERSONNEL	521141-01	COURT TIME	\$ 9,000
134	GENERAL	POLICE	EXPENSE-PERSONNEL	521150-01	INCENTIVE PAY - STATE	\$ 13,000
135	GENERAL	POLICE	EXPENSE-PERSONNEL	521160-01	HOLIDAY BONUS	\$ 3,400
136	GENERAL	POLICE	EXPENSE-PERSONNEL	521152-01	LONGEVITY PAYMENTS	\$ 19,800
137	GENERAL	POLICE	EXPENSE-PERSONNEL	521210-01	PAYROLL TAXES - FICA - PD	\$ 76,000
138	GENERAL	POLICE	EXPENSE-PERSONNEL	521162-01	HOLIDAY PAY	\$ 46,500
139	GENERAL	POLICE	EXPENSE-PERSONNEL	521220-01	FRS - ADMIN STAFF	\$ 13,000
140	GENERAL	POLICE	EXPENSE-PERSONNEL	521221-01	FRS - OFFICERS	\$ 191,500
141	GENERAL	POLICE	EXPENSE-PERSONNEL	521230-01	HEALTH / DENTAL / STD / LIFE INSURANCE - PD	\$ 190,000
142	GENERAL	PPO	EXPENSE-PERSONNEL	521231-01	HRA	\$ 32,000
143	GENERAL	POLICE	EXPENSE-PERSONNEL	521153-01	FTO	\$ 2,600
144					TOTAL PERSONNEL EXPENSES	\$ 1,533,528
145						
146	GENERAL	POLICE	EXPENSE - OPERATIONS	521310-01	PROF SERV - TESTING/EVAL.	\$ 9,400
147	GENERAL	POLICE	EXPENSE - OPERATIONS	521430-01	UTILITIES WATER/SEWER	\$ 1,000

	A	B	C	D	E	F
1	Millage Per \$1000.00 5.250					APPROVED BUDGET FISCAL YEAR 2019/2020
2						
3	FUND	DEPT	CATEGORY	GL #	ACCOUNT DESCRIPTION	
148	GENERAL	POLICE	EXPENSE - OPERATIONS	521431-01	UTILITIES-POWER	\$ 9,000
149	GENERAL	POLICE	EXPENSE - OPERATIONS	521541-01	EDUCATION REIMBURSEMENT	\$ 10,000
150	GENERAL	POLICE	EXPENSE - OPERATIONS	521462-01	BUILDING RENOVATIONS/MAINTENANCE	\$ 8,000
151	GENERAL	POLICE	EXPENSE - OPERATIONS	521410-01	COMMUNICATIONS	\$ 10,400
152	GENERAL	POLICE	EXPENSE - OPERATIONS	521413-01	POSTAGE	\$ 1,000
153	GENERAL	POLICE	EXPENSE - OPERATIONS	521530-01	MAINTENANCE CONTRACTS	\$ 37,200
154	GENERAL	POLICE	EXPENSE - OPERATIONS	521460-01	REPAIR/MAINTENANCE-VEHICLES	\$ 25,000
155	GENERAL	POLICE	EXPENSE - OPERATIONS	521461-01	REPAIR OF DEPARTMENT EQUIPMENT	\$ 12,500
156	GENERAL	POLICE	EXPENSE - OPERATIONS	521463-01	POLICE VEHICLES/EQUIPMENT (ACCT. OLD ACCOUNT)	\$ -
157	GENERAL	POLICE	EXPENSE - OPERATIONS	521640-01	POLICE VEHICLES/EQUIPMENT (NEW CAPITAL OUTLAY ACCT. FOR FY 18/19 & GOING FORWARD)	\$ 43,200
158	GENERAL	POLICE	EXPENSE - OPERATIONS	521495-01	MISCELLANEOUS EXPENSES - PD	\$ 2,500
159	GENERAL	POLICE	EXPENSE - OPERATIONS	521510-01	OFFICE SUPPLIES	\$ 5,000
160	GENERAL	POLICE	EXPENSE - OPERATIONS	521433-01	GAS (Vehicles/Generator)	\$ 30,000
161	GENERAL	POLICE	EXPENSE - OPERATIONS	521522-01	SPECIAL POLICE SUPPLIES & UNIFORMS	\$ 34,850
162	GENERAL	POLICE	EXPENSE - OPERATIONS	521543-01	TRAINING (Uncommitted Funds)	\$ 20,000
163	GENERAL	POLICE	EXPENSE - OPERATIONS	521543-04	TRAINING (Uncommitted Funds)	\$ -
164	GENERAL	POLICE	EXPENSE - OPERATIONS	521524-01	OFFICE EQUIPMENT	\$ 7,000
165	GENERAL	POLICE	EXPENSE - OPERATIONS	521493-01	SPECIAL EVENTS - PD	\$ 2,800
166	GENERAL	POLICE	EXPENSE - OPERATIONS	521641-01	CAP. OUTLAY-PD MACHINERY & EQ.	\$ -
167	LETF	POLICE	EXPENSE - OPERATIONS	551520-01	TRANSFER TO LETF	\$ -
168	LETF	POLICE	EXPENSE - OPERATIONS	521590-06	LETF EXPENDITURES	\$ -
169					TOTAL OPERATIONS EXPENSES	\$ 268,850
170						
171					TOTAL EXPENSES - POLICE DEPARTMENT	\$ 1,802,378
172						
173	OFF DUTY SERVICES (INTER-GOVERNMENTAL SERVICES)					
174	GENERAL	POLICE	EXPENSE - OPERATIONS	521154-01	OFF DUTY SERVICES	\$ 25,000
175	GENERAL	POLICE	EXPENSE - OPERATIONS	521211-01	OFF DUTY SERVICES TAXES - FICA	\$ 1,913
176					TOTAL OFF DUTY SERVICES (INTER-GOVERNMENTAL SERVICES)	\$ 26,913
177						
178	MUNICIPAL INSURANCE					
179	GENERAL	CITY HALL/PD	EXPENSE - GENERAL	519452-01	INSURANCE - GENERAL/PROFESSIONAL	\$ 44,563
180	GENERAL	CITY HALL/PD	EXPENSE - GENERAL	519451-01	INSURANCE -PROPERTY	\$ 5,840
181	GENERAL	CITY HALL/PD	EXPENSE - GENERAL	519240-01	INSURANCE - WORKERS COMPENSATION (PD/CH)	\$ 26,537
182	GENERAL	CITY HALL/PD	EXPENSE - GENERAL	521240-01	INSURANCE - WORKERS COMPENSATION (PD/CH)	\$ -
183	GENERAL	CITY HALL/PD	EXPENSE - GENERAL	521452-01	INSURANCE - VEHICLES (Liability & Damage)	\$ 9,421
184	GENERAL	PD	EXPENSE - GENERAL	521455-01	INSURANCE - STATUTORY	
185					TOTAL EXPENSES - MUNICIPAL INSURANCE	\$ 86,361
186						
187	INFORMATION TECHNOLOGY					
188	GENERAL	IT	EXPENSE-PERSONNEL	516120-01	SALARY EXPENSE (IT)	\$ 29,481
189	GENERAL	IT	EXPENSE - PERSONNEL	516150-01	HOLIDAY BONUS	\$ 200
190	GENERAL	IT	EXPENSE-PERSONNEL	516210-01	PAYROLL TAXES - FICA	\$ 2,256
191	GENERAL	IT	EXPENSE-PERSONNEL	516220-01	FLORIDA STATE RETIREMENT (FRS)	\$ 2,498
192	GENERAL	IT	EXPENSE-PERSONNEL	516499-01	Computer (Consulting/Software/Network/Internet-CH & PD)	\$ 75,507
193	GENERAL	IT	EXPENSE-PERSONNEL	516130-01	LONGEVITY	\$ 75
194	GENERAL	IT	EXPENSE-CAPITAL	516640-01	CAP. OUTLAY - COMPUTERS	\$ -

	A	B	C	D	E	F
1	Millage Per \$1000.00 5.250					APPROVED BUDGET FISCAL YEAR 2019/2020
2						
3	FUND	DEPT	CATEGORY	GL #	ACCOUNT DESCRIPTION	
240					TOTAL MUN.INS./IT/GRANTS/CONTRACTS/CONSULTANTS/OFF DUTY	\$ 1,898,262
241						
242					TOTAL GENERAL FUND EXPENSES (CH/PD/MUN.INS./IT/GRANTS/CONTRACTS/CONSULTANTS)	\$ 4,037,443
243						
244	STORMWATER					
245	STORMWATER	OTHER	EXPENSE	541100-08	STORMWATER TESTING (Watershed)	\$ 10,000
246					TOTAL EXPENSES = R&S-STORMWATER	\$ 10,000
247						
248	Transfers					
249	GENERAL	OTHER	EXPENSE	551510-01	TRANSFER TO ROAD & STREET	\$ 182,533
250					Transfers	\$ 182,533
251						
252					TOTAL EXPENSES	\$ 4,229,976
253						
254					SUMMARY	
255					REVENUES	\$ 4,141,760
256					TRANSFER FROM RESERVE	\$ 88,216
257					TOTAL REVENUES	\$ 4,229,976
258						
259					EXPENDITURES	
260					CITY HALL	\$ 336,803
261					POLICE DEPARTMENT	\$ 1,802,378
262					MUN.INS./IT/GRANTS/CONTRACTS/CONSULTANTS	\$ 1,898,262
263					ROADS/STREETS/SW	\$ 10,000
264					Transfers	\$ 182,533
265					TOTAL EXPENDITURES	\$ 4,229,976
266					DIFFERENCE IN REVENUES AND EXPENSES	\$ -



ROADS & STREETS

	A	B	C	D	E	F
1	Millage Per \$1000.00 5.250					APPROVED BUDGET FISCAL YEAR 2019/2020
2						
3	FUND	DEPT	CATEGORY	GL #	ACCOUNT DESCRIPTION	
4	Transp Impact	CITY HALL	REVENUE - ROADS/STREETS	363240-10	TRANSPORTATION IMPACT FEES	\$ 2,075
5					TOTAL IMPACT FEES	\$ 2,075
6						
7						
8	ROADS & STREETS REVENUES					
9	R&S	CITY HALL	REVENUE - ROADS & STREETS	312410-02	LOCAL OPTION GAS	\$ 92,694
10	R&S	CITY HALL	REVENUE - ROADS & STREETS	335122-02	MUNICIPAL GAS TAX	\$ -
11	R&S	CITY HALL	REVENUE - ROADS & STREETS	361200-02	INTEREST - SBA ROAD	\$ 40
12	R&S	CITY HALL	REVENUE - ROADS & STREETS	399900-02	FDOT REIMBURSEMENT AGREEMENT - TRAFFIC LIGHTS	\$ 28,470
13	R&S	CITY HALL	REVENUE - ROADS & STREETS	334400-02	FEMA HURICANE REIMBURSEMENT	\$ -
14					TOTAL ROADS & STREETS REVENUES	\$ 121,204
15						
16						
17	R&S	CITY HALL	REVENUE - ROADS & STREETS	389200-02	Transfer from General Fund	\$ -
18					TOTAL ROADS & STREETS REVENUES	\$ -
19						
20					REVENUES & Transfers In	\$ 123,279
21					TRANSFER FROM RESERVES	\$ -
22					TOTAL REVENUES	\$ 123,279
23						
24						
25	ROADS & STREETS					
26	R&S	OTHER	EXPENSE	541410-02	TREE REMOVAL	\$ 15,000
27	R&S	OTHER	EXPENSE	541320-02	TRAFFIC LIGHT UTILITY (Duke Energy)	\$ 6,000
28	GENERAL	MAINTENACE	EXPENSE	541460-02	STREET MAINTENANCE CONTRACT (JERRY REYNOLDS)	\$ 49,062
29	R&S	OTHER	EXPENSE	541600-02	TRAFFIC LIGHT MAINTENANCE (Amerifactors f/ka/ Control Specialists)	\$ 25,000
30		OTHER	EXPENSE	541637-02	ROADS & STREETS MAINTENANCE/REPAIR (NEW GL ACCT. FY 18/19 #541631-02)	\$ 125,000
31	R&S	OTHER	EXPENSE	549460-02	RAIL ROAD CROSSING - MAINTENANCE	\$ 5,000
32	R&S	OTHER	EXPENSE	549320-02	STREET SIGNS (Safety & Directional)	\$ 3,000
33	R&S	OTHER	EXPENSE	541431-02	STREET LIGHT - UTILITY (Duke Energy)	\$ 42,500
34	R&S	OTHER	EXPENSE	541530-02	ROAD REPAIR - POTHOLES	\$ 250
35	R&S	OTHER	EXPENSE	541610-02	SIDEWALK REPAIR	\$ 25,000
36	R&S	OTHER	EXPENSE	541634-02	STORM DRAIN CLEANING (stormceptors) (Stormcept., lift stat. & retention areas)	\$ 10,000
37					TOTAL EXPENSES = R&S-STORMWATER	\$ 305,812
38						
39					TOTAL EXPENSES	\$ 305,812
40						
41	SUMMARY					
42						
43					REVENUES	\$ 123,279
44					TRANSFER FROM GF	182,533
45					TOTAL REVENUE	305,812
46						
47					EXPENDITURES	
48					ROADS/STREETS/SW	\$ 305,812
49					TOTAL EXPENDITURES	\$ 305,812
50					DIFFERENCE IN REVENUES AND EXPENSES	\$ -